

4.1.2 Percentage of expenditure for infrastructure development and augmentation excluding salary during the last five years (From 2018-2019 to 2022-2023) (INR in Lakhs)

4.1.2.1: Consolidated Expenditure for infrastructure development and augmentation excluding salary year wise during the last five years (2018-2019 to 2022-2023) (INR in Lakhs)

Year	2018-2019	2019-2020	2020-2021	2021-2022	2022-2023	Total
INR in Lakhs	123.91	349.13	61.16	3.37	659.00	1196.57

$$\text{Percentage} = \frac{\text{Total expenditure for infrastructure development and augmentation excluding salary during last five years}}{\text{Total expenditure excluding salary during the last five years}} \times 100$$

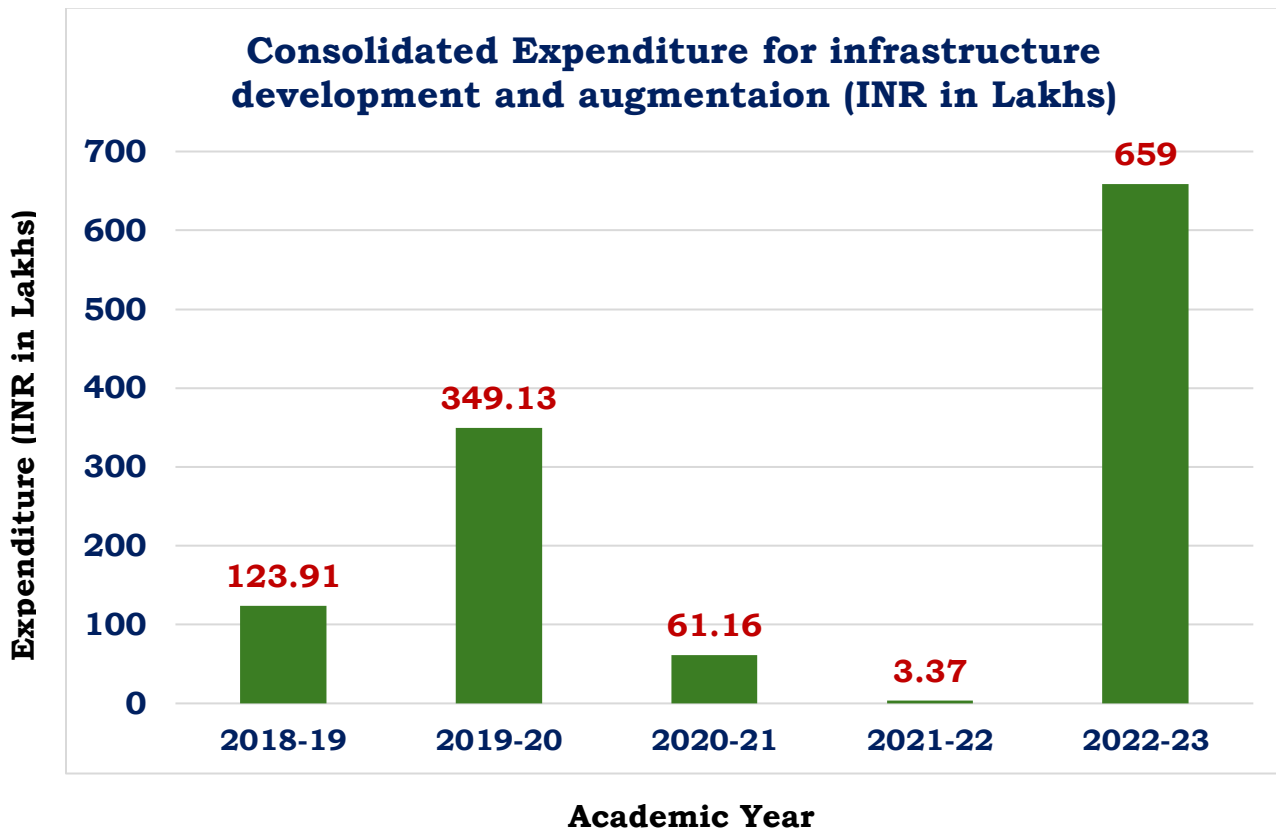
$$\text{Percentage} = \frac{1196.57}{1860.78} \times 100$$

Percentage = 64.30%


PRINCIPAL
GOVT. COLLEGE OF ENGG.,
SALEM-636 011

Consolidated Expenditure for infrastructure development and augmentation (from 2018-2019 to 2022-2023) (INR in Lakhs)

Year	Expenditure for infrastructure augmentation		
	TEQIP Fund (INR in Lakhs)	State GOVT Fund (INR in Lakhs)	Total (INR in Lakhs)
2018-19	105.07	18.84	123.91
2019-20	231.22	117.91	349.13
2020-21	-	61.16	61.16
2021-22	-	3.37	3.37
2022-23	-	659.00	659.00
Total Expenditure for infrastructure augmentation (INR in Lakhs)			1196.57




PRINCIPAL
 GOVT. COLLEGE OF ENGG.,
 SALEM-636 011

Detailed Expenditure for infrastructure development and augmentation (2018-2019 to 2022-2023)

Academic Year: 2018-2019

S. No	TEQIP Fund	Expenditure amount (INR in Lakhs)
1	Firewall & Threat prevention Packages and end switches	24.78
2	Swayam Prabha Channel	0.79
3	Core Switches and Distribution Switches	49.30
4	EDS attachment for SEM	30.20
Total Expenditure amount (T₁) (INR in Lakhs)		105.07
S. No	State Government Fund	Expenditure amount (INR in Lakhs)
1	19 M & E 01 Purchase – 1MHZ Signal Generator – 10 Nos.	0.44
2	19 M & E 01 Purchase – Analog Trainer kit	0.58
3	19 M & E 01 Purchase – Standard Spectrometer – 8Nos.	0.46
Total Expenditure (A) (INR in Lakhs)		1.48
1	76 01 Purchase – 24 Post lan Switch – 2 Nos.	0.34
2	76 01 Purchase – I5 System 10Nos.	3.81
3	76 01 Purchase – I7 System 6 Nos.	3.97
4	76 01 Purchase – I7 System 2 Nos.	1.51
5	76 01 Purchase – Desktop Computer 3 Nos.	1.98
6	76 01 Purchase – Desktop Computer 3 Nos.	1.58
7	76 01 Purchase – Desktop Computer 2 Nos.	1.05
8	76 01 Purchase – I7 Processor laptop 4 Nos.	3.12
Total Expenditure (B) (INR in Lakhs)		17.36
Total Expenditure (T₂) (A+B) (INR in Lakhs)		18.84
Total expenditure for infrastructure development and augmentation (T₁+T₂) (INR in Lakhs)		123.91

Academic Year: 2019-2020

S. No	TEQIP Fund	Expenditure amount (INR in Lakhs)
1	VOIP based PABX	14.46
2	X-ray Diffracto meter	57.01
3	CNC Wire cut EDM machine	38.92
4	Optical Emission Spectrometer	13.98
5	Display System (Board, Projector and Accessories)	1.24
6	INTEL i5 Processor	9.51
7	INTEL i7 Processor	9.98
8	Solar PV and Thermal Imager	6.49
9	d SPACE Micro Lab Box	18.59
10	Solar Array Simulator 2 kW	7.95
11	Servo Hydraulic Shake Table	53.10
Total Expenditure (T₁) (INR in Lakhs)		231.22

S. No	State Government Fund	Expenditure amount (INR in Lakhs)
1	19 M & E 01 Purchase – I/O Interface	3.77
2	19 M & E 01 Purchase – Tubular Furnace	1.16
3	19 M & E 01 Purchase – Ricoh Printer	0.05
4	19 M & E 01 Purchase – Speed Controller of AC & DC Servo motor setup	1.17
5	19 M & E 01 Purchase – Equipment	0.68
6	19 M & E 01 Purchase – Equipment (Hand Operator Hydraulic Jack 10)	0.10
7	19 M & E 01 Purchase - Window AC & Split AC	2.01
8	19 M & E 01 Purchase – High Precision Current Shunt Meter	3.35
9	19 M & E 01 Purchase – Equipment Bentelman Beam Apparatus	0.18
10	19 M & E 01 Purchase – Casting Mould 100 Dia 200HT	0.47
11	19 M & E 01 Purchase – Ring and Ball Apparatus	0.13
12	19 M & E 01 Purchase – Electronic Podium	0.34
13	19 M & E 01 Purchase – Dynamic Lab Equipment	2.20

14	19 M & E 01 Purchase – Microwave Reflex Hyshon Bench	1.40
15	19 M & E 01 Purchase – Microwave Gunn Oscillator Bench	1.42
16	19 M & E 01 Purchase – Water Purifier and Dispenser	2.31
17	19 M & E 01 Purchase – Lab Equipment Heat Transfer Lab	3.79
18	19 M & E 01 Purchase – Assorted Electronic Components for PG Lab	0.05
19	19 M & E 01 Purchase – 3 Phase power Module IGBT Based 6HP Capacity – 1 No	3.11
20	19 M & E 01 Purchase – 1 HP DC Shunt Motor with Eddy Current Load – 1 No	3.01
21	19 M & E 01 Purchase – Sensor Less Control Implementation for AC	1.95
22	19 M & E 01 Purchase – 1 HP PMSM Motor with Eddy Current Load – 1 No	3.31
23	19 M & E 01 Purchase – Direct Torque Control Implementation for AC	2.53
24	19 M & E 01 Purchase – 3 Phase IGBT Based Power Module 1 HP Capacity – 5 No	1.78
25	19 M & E 01 Purchase – SRM Pauer Module IGBT Based – 2 No	2.66
26	19 M & E 01 Purchase – IPM Power Module with Maximum 3 HP Capacity – 2 Nos	2.66
27	19 M & E 01 Purchase – Digital and Analog IC Trainer Kit	0.91
28	19 M & E 01 Purchase – Portable LED Radiographic Film Receivers – 4 Units	0.99
29	19 M & E 01 Purchase – Equipment for PG/UG (Advanced Power Electronics Lab)	1.49
30	19 M & E 01 Purchase – 1 HP Three Phase AC Motor	2.78
31	19 M & E 01 Purchase – Equipment for PG/UG (Advanced Power Electronics Lab)	0.91
32	19 M & E 01 Purchase – Dual DC Variable Power Supply – 15 Nos	0.73
33	19 M & E 01 Purchase – Dual DC Variable Power Supply – 15 Nos	0.41
34	19 M & E 01 Purchase – Digital Interactive Classroom	1.92

35	19 M & E 01 Purchase – UV Visible Spectro photo Meter	3.54
36	19 M & E 01 Purchase – Ultrasonic Cleaner	0.15
37	19 M & E 01 Purchase – 10KVA online UPS	3.54
38	19 M & E 01 Purchase – Bitumen Pentameter Viscometer Apparatus	0.84
39	19 M & E 01 Purchase – Marshall Apparatus	0.80
40	19 M & E 01 Purchase – Wall Mount Fan – 2 Nos	0.05
Total Expenditure (A) (INR in Lakhs)		64.71
1	76 01 Purchase – UPS Battery for use in Principal Room	3.82
2	76 01 Purchase – 8 th Generation of Principal Room Multifunctional GET Printer	2.38
3	76 01 Purchase – Intel i7 Desktop Computer	17.76
4	76 01 Purchase – Intel i5 Desktop Computer	13.22
5	76 01 Purchase – 10 KVS – 18Nos	1.61
6	76 01 Purchase – Richo Aficio MPC 2030 Colour Printer	0.29
7	76 01 Purchase – HP Printer toner Cartridge – 1 NO	0.05
8	76 01 Purchase – LCD Projector – 2 Nos	0.77
9	76 01 Purchase – Printer	2.85
10	76 01 Purchase – Restructuring of Computer Dabin Wiring	1.94
11	76 01 Purchase – Monitor LG 18.5 B Supt	0.05
12	76 01 Purchase – I7 Desktop Computer – 5 Nos	3.67
13	76 01 Purchase – Multifunction Printer 3 Nos	3.27
14	76 01 Purchase – External Hard disk	0.34
15	76 01 Purchase – Toshiba E-Studio 2330C-Toner (Black) External Hard disk	0.22
16	76 01 Purchase – Soft Skills and English Language Lab Software	0.97
Total Expenditure (B) (INR in Lakhs)		53.20
Total Expenditure (T₂) = (A+B) (INR in Lakhs)		117.91
Total expenditure for infrastructure development and augmentation (T₁+T₂) (INR in Lakhs)		349.13


PRINCIPAL
 GOVT. COLLEGE OF ENGG.,
 SALEM-636 011

Academic Year: 2020-2021

S. No	State Government Fund	Expenditure amount (INR in Lakhs)
1.	19 M & E 01 Purchase - Ethernet based USRP2920 SDR Bundle	8.98
2.	19 M & E 01 Purchase - 2Ton 3 Star split AC	3.21
3.	19 M & E 01 Purchase - Lab Equipment's for Thermal Engineering	3.74
4.	19 M & E 01 Purchase - Full inverter wall mounted split Air Cooling and Air Refreshing Unit – 7 Nos	3.99
5.	19 M & E 01 Purchase - Lab Equipment's (IC Engine) for Thermal Engineering	3.75
6.	19 M & E 01 Purchase - Equipment's for the Establishment Automobile lab	0.17
7.	19 M & E 01 Purchase - Micro plasma ARC welding machine – 1 unit	2.95
8.	19 M & E 01 Purchase - Flash Point Apparatus	0.11
9.	19 M & E 01 Purchase - Portable Cold-Water Machine with build in facility to deep clean sanitize disinfect washroom – 2 units	3.89
10.	19 M & E 01 Purchase - 12V, 42AH, SMF batteries and buyback bat	0.46
11.	19 M & E 01 Purchase - Equipment's for Establishment Automobile lab	2.12
Total Expenditure (A) (INR in Lakhs)		33.37
1.	76 01 Purchase - Intel – 17 desktop computer- 7 Nos	3.95
2.	76 01 Purchase - 10KVA, 3KVA, 5KVA Online UPS	3.76
3.	76 01 Purchase - Desktop Computer (Intel - 1 - 5) – 8 Nos	3.99
4.	76 01 Purchase - Desktop Computer (Intel - 1 - 7) – 7 Nos	3.96
5.	76 01 Purchase - Desktop Computer (Intel - 1 - 5) – 30 Nos	11.55
6.	76 01 Purchase - Toner refilling charge	0.04
7.	76 01 Purchase - Wi-Fi Adapter Wi-Fi Dongle front, K7 antivirus	0.03

8.	76 01 Purchase - MS OS Recovery charges CMOS antivirus K7	0.03
9.	76 01 Purchase - Wireless camera installation, Wi-Fi adaptor Installation	0.03
10.	76 01 Purchase - RICOH AFICIO MP2000L2 (Black) Toner	0.19
11.	76 01 Purchase - Toner refill, Headphone Iball web Camera and antivirus, K7 Total Security	0.05
12.	76 01 Purchase - RICOH Toner ppuch and drum cleaning blade and service	0.05
13.	76 01 Purchase - K7 Antivirus Installation and Service Charge	0.04
14.	76 01 Purchase - Keyboard, ACER USB mouse	0.03
15.	76 01 Purchase - Toner refilling Charge and RAM 2GB DDR3 Consistent Desktop	0.04
16.	76 01 Purchase - HDMI cable 10m for use principal room CCTV Camera	0.01
17.	76 01 Purchase - Antivirus, wifi adapter USB Installation for Principal room CCTV Camera	0.02
Total Expenditure (B) (INR in Lakhs)		27.80
Total expenditure for infrastructure development and augmentation (T₁+T₂) (INR in Lakhs)		61.16


PRINCIPAL
 GOVT. COLLEGE OF ENGG.,
 SALEM-636 011

Academic Year: 2021-2022





S. No	State Government Fund	Expenditure amount (INR in Lakhs)
1.	76 01 Purchase – Web camera with Headphone Mic – 1 No	0.04
2.	76 01 Purchase – Print Cartridge – 1 No	0.02
3.	76 01 Purchase – Fingers web camera – 2 Nos	0.03
4.	76 01 Purchase – Xerox Machine Toner – 1 No	0.04
5.	76 01 Purchase – Print Machine Toner – 1 No	0.04
6.	76 01 Purchase - Web Camera, Headphone with Earphone HP 1set	0.04
7.	76 01 Purchase -Printing Machine Toner I No	0.04
8.	76 01 Purchase - Xerox Machine Toner 1 No	0.05
9.	76 01 Purchase - PRINT CARTRIDGE 1 NO	0.05
10.	76 01 Purchase - Ups Battery Water Refilling Toner Refilling K7 Antivirus Install	0.04
11.	76 01 Purchase - Ricoh SP 200 Printer Toner Pouch	0.03
12.	76 01 Purchase - Toner Refilling Charge, SMPS Zeb 450w, Dlink Dongel Dwa-131 And WIFI Adapter Tenda USB	0.05
13.	76 01 Purchase - Dlink Dongle, Dwa and Toner Refiling Charge	0.04
14.	76 01 Purchase - SMPS Mini Lenovao & Servicing Charge	0.05
15.	76 01 Purchase - Print Cartridge 2 No	0.05
16.	76 01 Purchase - Ricoh Digital MFD Toner 1 No	0.04
17.	76 01 Purchase - Projector With Accessories	2.72
18.	76 01 Purchase - Ram 2 GB DDR3 EVM Desktop and Service Charge	0.01
Total expenditure for infrastructure development and augmentation (T₁+T₂) (INR in Lakhs)		3.37

Academic Year: 2022-2023

S. No	State Government Fund	Expenditure amount (INR in Lakhs)
1.	19 M & E 01 Purchase - Vernier Callipers and DC Connecting Wires	0.04
2.	19 M & E 01 Purchase - Hydraulic Power Hacksaw Machine Shop 2	1.69
3.	19 M & E 01 Purchase - Concrete Rebound Hammer Test Apparatus	9.64
4.	19 M & E 01 Purchase - Intercore Cabling and Maintenance	0.89
5.	19 M & E 01 Purchase - Microprocessor and Micro Controller Kit	0.28
6.	19 M & E 01 Purchase - Servicing of Split Air Conditioner	0.04
7.	19 M & E 01 Purchase - Box Type Trolley with Handle Wheel Barrow Trolley for Rockwell Hardness Test	2.03
8.	19 M & E 01 Purchase -Instruments Digital Ph Meter	0.16
9.	19 M & E 01 Purchase -Microcontroller Based Ph Meter	0.21
10.	19 M & E 01 Purchase - Microcontroller Based Trubidity Meter	1.31
11.	19 M & E 01 Purchase - Battery for CNC Lab	0.04
12.	19 M & E 01 Purchase - Service Of Water Dispenser And Ro System	0.05
13.	19 M & E 01 Purchase - Microscope Binder Extractor	7.81
14.	19 M & E 01 Purchase - Chemical Storage Cabinet 6 Nos	2.31
15.	19 M & E 01 Purchase - Led Projector 6 Nos	3.71
16.	19 M & E 01 Purchase - Batteries for Buy Back For Ups	8.58
17.	19 M & E 01 Purchase - 8051 Micro Controller Trainer Kit	0.76
18.	19 M & E 01 Purchase - Water Purifier Cum Cooler 5 Nos	3.22
19.	19 M & E 01 Purchase - Batteries for Devices AR/VR Lab	0.004

20.	19 M & E 01 Purchase – Battery 12V/65AH For 5 KVA UPS (Buy Back)	0.87
21.	19 M & E 01 Purchase - Batteries for Buy Back	4.68
22.	19 M & E 01 Purchase - Batteries for Buy Back	4.29
Total Expenditure (A) (INR in Lakhs)		52.62
1.	76 01 Purchase - Toner Refilling Charge Wifi Receiver and Keyboard USB Acer	0.04
2.	76 01 Purchase - Ptinter-20 Nos	4.11
3.	76 01 Purchase - Ram 8 Gb Ddr3 Evm Desktop	0.03
4.	76 01 Purchase - Multifunctional Copier Machine	0.55
5.	76 01 Purchase - Toner Refilling Charge	0.04
6.	76 01 Purchase - Printer 4 Nos	0.88
7.	76 01 Purchase - Multifunctional Printer (Mono) 1 No	0.21
8.	76 01 Purchase - Pendrive Sandisk 64 Gb-2 Nos	0.02
9.	76 01 Purchase - Antivirus Tonder Refilling Toner Drum Operation System Recovery Charge	0.05
10.	76 01 Purchase - Mouse USB Dell Ms 116 For D1 Section	0.004
11.	76 01 Purchase - Lenovo SMPS for Use C1 Section	0.05
12.	76 01 Purchase - A3 Type Multifunctional Copier Machine 2 Nos	4.98
13.	76 01 Purchase - Printer Cartridge SP 200-01 No	0.04
14.	76 01 Purchase - Etabs Licensing Services	2.95
15.	76 01 Purchase - Dlink Dongle, Antivirus K7, Os, cctv Service	0.05
16.	76 01 Purchase - Dlink Dongle, Antivirus K7, Os, cctv Service	0.02
17.	76 01 Purchase - A3 Type Multifunctional Copier Machine-2 Nos	4.98
Total Expenditure (B) (INR in Lakhs)		18.41
1.	Indoor + Fab Lab	587.96
Total expenditure for infrastructure development and augmentation (A+B+ Indoor + Fab Lab) (INR in Lakhs)		659.00

Sample / Reference for Audit Statement

		N.RAJA & ASSOCIATES Chartered Accountants No.8, Gopala Krishna Road, Flat No.8, Veekay Manor T.Nagar, Chennai - 600 017. Phone: 044-28150485 Email: nracas87@gmail.com				
		TAX INVOICE				
Name of the client		The Principal		Invoice No:	NRA/05/20/002	
Address		Government College of Engineering, Salem		Invoice date:	20-05-2022	
GST Number				Place of Supply:	Tamilnadu	
S. No.	Description	Period	Amount Rs.			
	Professional charges for Statutory Audit of TEQIP III Financial Statements for the Period from 01.10.2021 to 31.01.2022		10,000			
				Total Amount	10,000	
				Add:CGST @9%	900	
				Add:SGST @9%	900	
				Total GST	1,800	
				Total Amount	11,800	
Rupees Eleven Thousand Eight Hundred Only						
Bank Details						
Name of th Bank	UNION BANK OF INDIA					
Branch	THEYAGARAYANAGAR					
Account Number	352101010024075					
IFSC CODE	UBIN0535214					
Account Type	CURRENT ACCOUNT					
Favouring	N. RAJA AND ASSOCIATES					
					For N.Raja & Associates Chartered Accountants	
					Office Seal	 Authorised signatory

Sample / Reference for Audit Statement

Statement of Sources and Applications of Funds Report for the Period from 01.10.2021 to 31.01.2022							
Particulars	From 01.10.2021 to 31.01.2022	From 01.04.2021 to 30.09.2021	Previous Year 2020-21	Past Previous Year 2019-20	Past Previous Year 2018-19	Past Previous Year 2017-18	Project Up To Date
Amount (Rs.)							
Opening Balance (A)			-	1,48,313	2,25,000		-
Receipts							
Funds equivalent to expenditure shown in PFMS (Funds made available by MHRD)	-	-	1,07,19,286	3,92,44,314	1,67,15,216	33,21,181	6,99,99,997
Less: Debit Failures							
Total Receipts (B)	-	-	1,07,19,286	3,92,44,314	1,67,15,216	33,21,181	6,99,99,997
Total Sources (C=A+B)			1,07,19,286	3,93,92,627	1,69,40,216	33,21,181	6,70,52,129
Expenditures by Component							
Procurement of Goods							
1.3.1.1 Equipments	-	-	47,07,127	2,31,21,832	1,05,07,091	9,91,250	3,93,27,300
1.3.1.2 Learning Resources	-	-	-	21,948	3,54,000		3,75,948
1.3.1.3 Furniture	-	-	-	-	-		-
1.3.1.4 Minor Civil Works	-	-	-	-	-		-
Academic Processes							
1.3.2.1 Improvement Student Learning	-	-	18,75,872	17,62,820	8,12,744	4,67,968	49,19,404
1.3.2.2 Research Assistantships	-	-	5,94,000	25,26,000	7,08,000	3,43,200	41,71,200
1.3.2.3 Graduates employability	-	-	-	2,85,929	3,07,368		5,93,297
1.3.2.4 Faculty/Staff development	-	-	10,49,755	32,03,109	13,32,689	3,26,895	59,12,448
1.3.2.5 Research and Development	-	-	4,96,997	7,14,802	6,08,887	39,985	18,60,671
1.3.2.6 MOOCs and digital learning	-	-	20,600	97,490	18,100		1,36,190
1.3.2.7 Mentoring/Twinning System	-	-	5,320	11,54,834	3,75,951	83,254	16,19,359
1.3.2.8 Reforms, Governance	-	-	2,56,902	13,44,231	1,06,200	2,21,250	19,28,583
1.3.2.9 Management Capacity Development	-	-	-	6,418	2,37,282	1,21,178	3,64,878
1.3.2.10 Hiring Consultancy Services	-	-	47,200	25,97,412	23,600		26,68,212
1.3.2.11 Industry Institute Interaction	-	-	10,16,413	11,44,059	3,65,762	3,08,600	28,34,834
Operating Cost							
1.3.3.1 Consumables	-	-	1,444	14,864	1,76,022	8,900	2,01,230
1.3.3.2 Operation and Maintenance of Equipments	-	-	-	-	-		-
1.3.3.3 Office Expenses	-	-	77,128	1,38,986	5,000		2,21,114
1.3.3.4 Meetings	-	-	1,26,528	7,20,394	4,05,213	66,301	13,18,436
1.3.3.5 Hiring of Vehicles	-	-	-	-	-		-
1.3.3.6 Travel cost	-	-	-	48,499	4,494		52,993
1.3.3.7 Salary	-	-	4,44,000	4,89,000	4,43,500	1,17,400	14,93,900
Advance Paid to Vendors/Facilities							
Total Expenditures (D)			1,07,19,286	3,93,92,627	1,67,91,903	30,96,181	6,99,99,997
Closing Balance (C-D)			-	-	1,48,313	2,25,000	(29,47,868)


PRINCIPAL
 Govt. College of Engg.
 SALEM-636 011.



Sample / Reference for Audit Statement

**GOVERNMENT COLLEGE OF ENGINEERING :: SALEM-11
RECEIPT & EXPENDITURE STATEMENT FOR 2022-2023
BLOCK GRANT AC NO : 30509406513**

		Rs.	Rs.
Opening Balance	01.04.2022		498846013.00
Receipt			
Budget I Quarter		64536750	
Budget II Quarter		64536750	
Budget II Quarter		124072500	
ME Stipend		66544200	
Other Receipts(CR)		1112962	
Interest		12803289	
Total Receipts		<u>333606451</u>	<u>333606451.00</u>
Grand Total			832452464.00
Expenditure			
LTC		152720	
Salary		223237327	
Medical Charges		0	
ME Stipend		109002200	
Intensive Coach		421250	
Non Salary		116045036	
Total Expenditure		<u>448858533.00</u>	<u>448858533.00</u>
Balance as on 31.03.2023			<u><u>383593931.00</u></u>


BURSAR
 Govt. College of Engg
 SALEM-636 011.


 11/03/23


 11/03/23